

IMPROVED
HIGH-RATE
PERFORMANCE



**VALVE REGULATED
LEAD ACID BATTERY (V.R.L.A.)**



**ABSORBED GLASS MAT
TECHNOLOGY (A.G.M.)**



**10 YEAR DESIGN FOR UPS AND
STANDBY APPLICATIONS**



Features and Benefits

- Ten year design life in float service.
- A recognized component of U.L.
- Valve regulated lead acid battery (VRLA).
- Absorbed glass mat technology (AGM) with gas recombination greater than 99%.
- Operates at a low internal pressure.
- Never needs watering; minimal maintenance.
- Shock absorbent thick wall polypropylene plastic, case and cover.
- Advanced lead tin calcium alloy, reduces grid corrosion and promotes long battery life.
- Cold forged nonporous terminal bushings; eliminate post leakage.
- Thermally welded case to cover bond; eliminates both acid and electrical leaks.
- Over-sized, through the partition inter-cell welds for minimal power loss.
- Flame arresting, low pressure safety release venting system for individual cells, recognized per U.L. 924.
- Measured high vacuum acid fill, reduces electrical variability between cells.
- 100% recyclable materials.

Specifications

Cells / Volts	6 cells / 12 volts
Terminal type	Threaded copper insert, 1/4"
Maximum discharge current	805 amps
Short circuit current	5454 amps
Impedance @ 25°C/77°F	2.2 milliohms
Electrolyte (S.G.)	1.300
Capacity @ 25°C/77°F to 1.75 V.P.C.	136 AH @ 20 hrs 128 AH @ 8 hrs
Operating temperature range:	-40°C/-40°F to 60°C/140°F
Charging voltage / current:	2.27 to 2.30 volts per cell, constant voltage at a maximum current of C/4 amps.
Temperature compensation: Apply for temperature range of 0°C/32°F to 40°C/104°F.	Subtract 3mV/°C/cell or 1.7 mV/°F/cell, above 25°C/77°F. Add 3 mV/°C/cell or 1.7 mV/°F/cell, below 25°C/77°F.
Storage time from a fully charged condition:	6 months at 25°C/77°F. For each 9°C/15°F rise, reduce the storage time by half.
AC ripple from charging source	1.5% peak to peak of float
Overall dimensions (inches, mm)	10.75" H x 13.50" L x 6.81" W 273mm H x 343mm L x 173mm W
Weight lbs/kgs	100.1 / 45.5

Options

- The TC-12150C battery has a flame retardant case and cover compliant with U.L.1778; with an oxygen index greater than 25%.
- Terminal covers and custom inter-connecting battery cables.

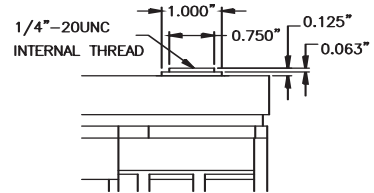
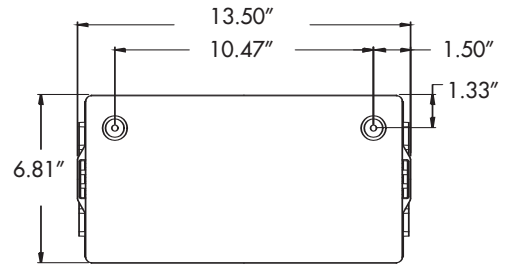
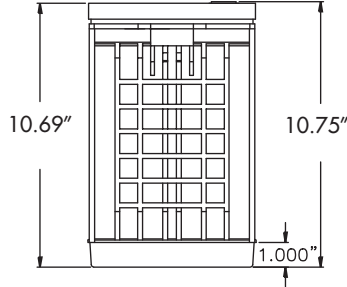
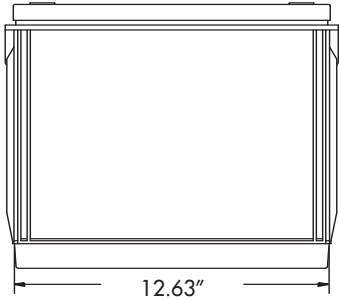
No transport restrictions

- Surface transport. Classified as non-hazardous material as relates to DOT-CFR Title 49 parts 171-189.
- Maritime transport. Classified as non-hazardous material as relates per IMDG amendment 27.
- Air transport. Complies with IATA / ICAO, special provision A67.

DISCHARGE SPECIFICATIONS

Constant power ratings, Watts per battery @ 77°F (25°C) in minutes

Final V.P.C.	5	10	15	20	30	40	45	50	60	90
1.60	5673	3975	3065	2543	1843	1490	1359	1267	1131	771
1.67	5480	3900	3030	2520	1830	1480	1350	1260	1128	771
1.70	5396	3871	3011	2505	1823	1476	1346	1257	1126	771
1.75	5117	3643	2902	2458	1807	1462	1334	1245	1117	771



COPPER INSERTED TERMINAL DETAIL



CR4 Cabinet

POWER BATTERY offers an extensive line of pre-wired and fused battery cabinets that are UL and CUL approved. Custom DC voltages, breakers and chargers are also available.

Battery Cabinet Systems (pre-wired with PRC/TC-12150C batteries)

Battery cabinet model	Maximum # of batteries	Dimensions			
		inches / millimeters			Weight lbs / kgs
		W	D	H	
KS5	2	15.0/381	25.0/635	15.75/400	257/116
KS6	4	16.0/406	34.5/876	17.75/451	499/226
KS7	8	16.0/406	34.5/876	37.25/946	998/453
CR1	12	24.0/610	32.5/826	43.0/1092	1532/695
CR3	20	40.0/1016	32.5/826	43.0/1092	2446/1110
CR6	30	40.0/1016	32.5/826	60.0/1524	3622/1643
CR4	40	40.0/1016	32.5/826	77.0/1956	4798/2176

Constant current ratings, Amperes @ 77°F (25°C) in hours

Final V.P.C.	1	2	3	4	5	6	8	10	12	20
1.75	95.0	47.2	34.4	27.0	23.5	18.9	16.0	14.0	10.2	6.80
1.80	80.1	46.9	34.0	26.5	21.9	18.6	14.5	11.9	10.1	6.40
1.85	76.9	45.4	32.8	25.6	21.1	18.1	14.0	11.5	9.70	6.20
1.90	70.7	42.5	30.8	24.2	19.9	17.0	13.0	10.6	8.90	6.70